

**6" Hydraulically Driven Submersible System
Model H6TP - P404C22
Size 6" Trash Pump**

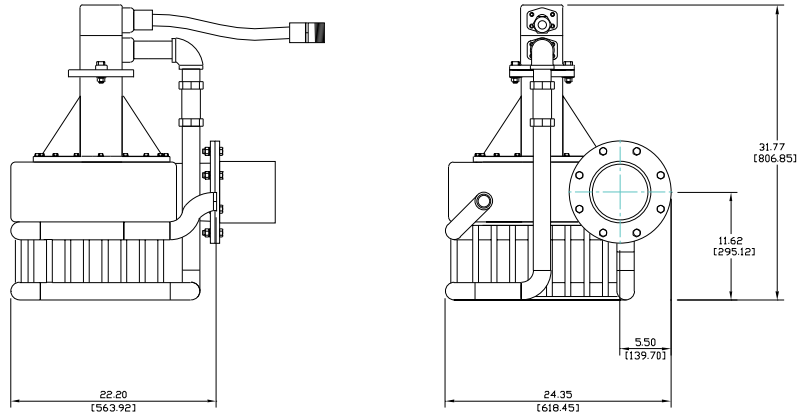
Holland® Pump Company
Corporate Office: 2610 Sidney Lanier Drive
Brunswick, Georgia 31525
Phone 912-466-0304
1-888-997-PUMP
www.hollandpump.com

PUMP SPECIFICATIONS

Size: 6" Trash Pump
Volute: Fabricated Steel
(optional stainless steel and special abrasion resistant steel volutes are available)
Impeller: Semi-open, 3 Vane. Handles 3" diameter compressible spherical solids (optional stainless steel or special abrasion resistant steel impellers are available)
Impeller Shaft: Stainless steel
Seal: Rotary Mechanical, oil-lubricated, carbon & ceramic (tungsten carbide or silicon carbide seals are available as an option)

Hydraulic System

Hydraulic Reservoir level: 30 gallon capacity with 10 micron spin-on oil filter. Automatic shutdowns for over-temperature or low oil
Biodegradable Oil: Furnished standard (optional petroleum based hydraulic oil available)
Hydraulic Pump: Denison vane type positive displacement pump with pilot operated Denison relief valve
Hydraulic Motor: Vickers vane type positive displacement motor
Heat Exchanger: Double row, SCH 40 pipe with integral intake basket (optional engine mounted oil cooler available)
Hydraulic Hose: 50' set of SAE 100R2, two wire braid high-pressure hose
Pump Head Fail Safe Pressure Relief System: Available as an option to protect system against improper connection or interruption of biodegradable oil flow from pump head to power unit



Holland 6" Trash Pump

ENGINE SPECIFICATIONS

Model: Perkins, 400 Series, 404C-22
Type: 4 Cylinder, 4 Stroke, Naturally Aspirated, Liquid Cooled Diesel Engine
Displacement: 2.2L (134cu.in.)
Governor: Mechanical
Lubrications: Forced Circulation
Air Cleaner: Dry Type with Replaceable Element
Lube Oil capacity: 2 U.S. Gallons
Coolant Capacity: 2.5 U.S. Gallons
Fuel Tank: Integral 68 U.S. Gallon Capacity (#2 Diesel Fuel)
Full Load Operating Time: 60 Hours Minimum @ 2000 PSI
Starter: 12 Volt, 2.0 kW

H6TP @ 2000 PSI	Capacity of Pump in U.S. Gallons per Minute (gpm) (Continuous Performance)
20' Head	1000
10' Head	1330

Standard Features: SAE 4 Flywheel Housing, SAE 7-1/2" Flywheel, SAE B Pump Adaptor, Murphy Safety Shut Down System Covering: Engine Temperature, Engine Oil Pressure, Hydraulic Oil Level & Hydraulic Oil Temperature
Optional Features: Auto-Oiler with Engine Oil Shutdown, Site or DOT Highway Trailer, Automatic Remote Start and Stop, HANS (Holland Automatic Notification System), Full Instrument Package Covering: Air Filter, Fuel Filter, RPM, Radiator Coolant Level, Fuel Level

Perkins Published Performance: Maximum Continuous Power: 38 BHP (28.5kW) @ 2000 RPM



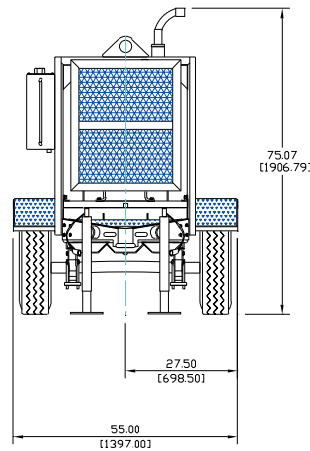
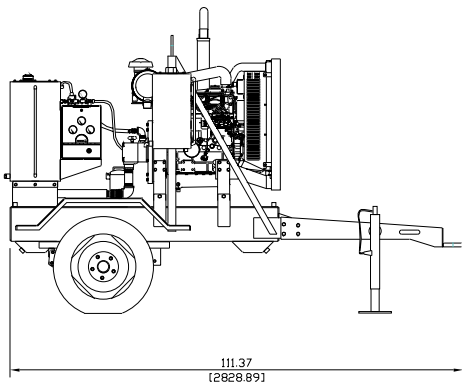
© Copyright by Holland Pump Company 2003

6" Hydraulically Driven Submersible System
Model H6TP - P404C22
Size 6" Trash Pump

Holland® Pump Company
Corporate Office: 2610 Sidney Lanier Drive
Brunswick, Georgia 31525
Phone 912-466-0304
1-888-997-PUMP
www.hollandpump.com

Approximate Dimensions
Powered by Perkins 404C-22 Diesel Engine, Optional
Single Axle Trailer Shown

	Skid Base	DOT Trailer	Pump
Net Weight (lbs)	2202	2502	335
Shipping Weight (lbs)	2302	N/A	N/A
Export Crate Size (cu. ft)	107	N/A	10



TOTAL HEAD
PSI FT

Performance Curve Model: H6TP - P404C22
Size: 6" Trash Pump

