

HOLLAND

P U M P

© Copyright by Holland Pump Company 2003

Section: 30-60
26 June 06

Model A22000 - D6081T 22,000 GPM Axial Flow Pump

Holland® Pump Company
Corporate Office: 2610 Sidney Lanier Drive
Brunswick, Georgia 31525
Phone 912-466-0304
1-888-997-PUMP
www.hollandpump.com

Pump Specifications

Volute: Fabricated Steel (optional stainless steel and special abrasion resistant steel volutes are available)

Propeller: 19-1/2" cast nibral (cooper alloy UNS #C95800) for clean water. Handles 1/4" compressible, spherical solids. Replaceable wear ring

Bearing Carrier: Stainless Steel

Prop Shaft: Stainless Steel

Seal: Rotary Mechanical, oil-lubricated, carbon & ceramic

Hydraulic System

Hydraulic Reservoir Level: 80 gallon capacity with twin 10 micron spin on oil filter

Biodegradable Oil: Furnished standard (optional petroleum based hydraulic oil available)

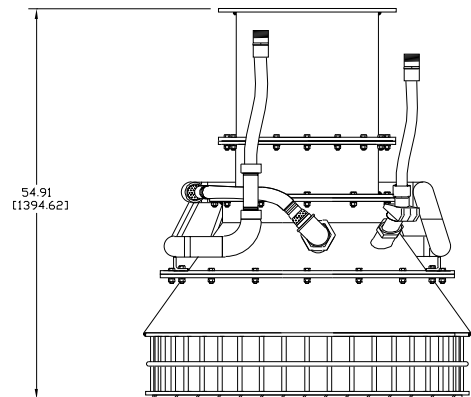
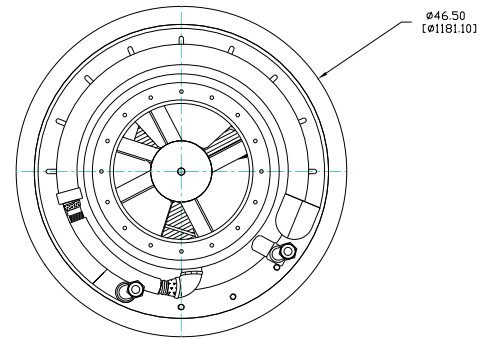
Hydraulic Pump: Denison vane type positive displacement pump with pilot operated Denison relief valve

Hydraulic Motor: Vickers vane type positive displacement motor in suction bell

Heat Exchanger: Double row, SCH 40 pipe with integral intake basket (optional engine mounted oil cooler available)

Hydraulic Hose: 50' set of SAE 100R2, two wire braid high-pressure hose

Pump Head Pressure Relief System: Available as option to protect system against improper connection or interruption of hydraulic oil flow from pump head to power unit



ENGINE SPECIFICATIONS

Model: John Deere 6081T

Type: 6 Cylinder, 4 Stroke, Turbocharged, Diesel Engine

Displacement: 8.1L (494 cu.in.)

Governor: Electrical

Lubrications: Forced Circulation

Air Cleaner: Dry Type with Replaceable Element

Lube Oil Capacity: 5 U.S. Gallons

Coolant Capacity: 8 U.S. Gallons

Fuel Tank: Integral 448 U.S. Gallon Capacity (#2 Diesel Fuel)

Full Load Operating Time: 60 Hours Minimum @ 2000 PSI

Starter: 12 Volt

Standard Features: SAE 2 Flywheel Housing, SAE 11-1/2" Flywheel, SAE C Pump Adaptor, Murphy Safety Shut Down System Covering: Engine Temperature, Engine Oil Pressure, Hydraulic Oil Level & Hydraulic Oil Temperature

Optional Features: Auto-Oiler with Engine Oil Shutdown, Site or DOT Highway Trailer, Automatic Remote Start and Stop, HANS (Holland Automatic Notification System), Full Instrument Package Covering: Air Filter, Fuel Filter, RPM, Radiator Coolant Level, Fuel Level

Cummins Published Performance: Maximum Continuous Power: 170 BHP (128kW) @ 2200 RPM



© Copyright by Holland Pump Company 2003

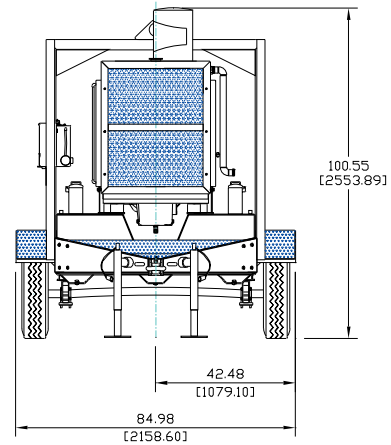
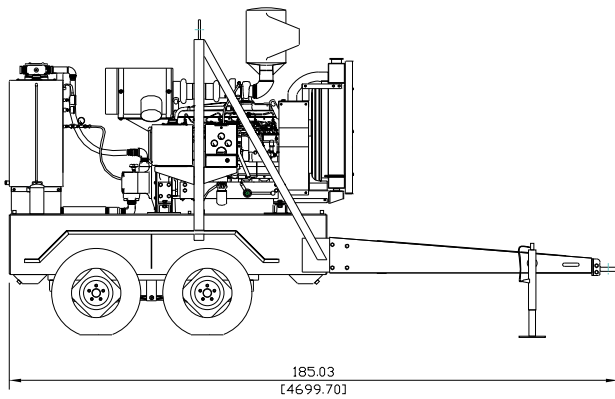
Holland® Pump Company
Corporate Office: 2610 Sidney Lanier Drive
Brunswick, Georgia 31525
Phone 912-466-0304
1-888-997-PUMP
www.hollandpump.com

Model A22000 - D6081T
22,000 GPM Axial Flow Pump

Approximate Dimensions

Powered by John Deere 6081T Diesel Engine
Tandem Axle Trailer Shown

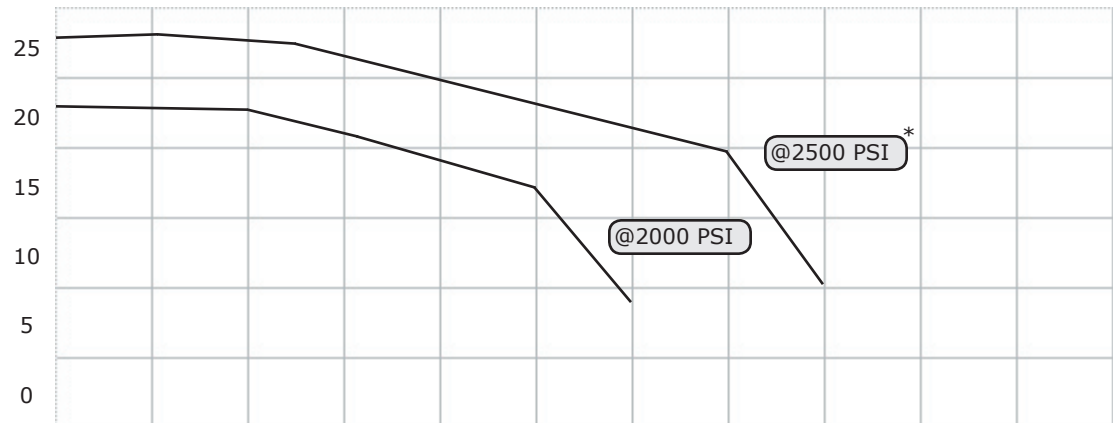
	Skid Base	DOT Trailer	Pump
Net Weight (lbs)	5400	6100	1421
Shipping Weight (lbs)	N/A	N/A	N/A
Export Crate Size (cu. ft)	460	N/A	91



Performance Curve Model: A22000 - D6081T
22,000 GPM Axial Flow Pump

TOTAL HEAD

FT



*Authorized with mineral oil only

U.S. Gallons Per Minute (GPM)