

10" Rotary Pump
Model W10R - P804D33
Size 8" Rotary Pump

Holland® Pump Company
Corporate Office: 2610 Sidney Lanier Drive
Brunswick, Georgia 31525
Phone 912-466-0304
1-888-997-PUMP
www.hollandpump.com

PUMP SPECIFICATIONS

Size: 10" Rotary Pump

Pump: LobePro GL266, Class 30 gray cast iron casing and smooth end cover

Solids: Handles up to 2.5" soft solids

Rated Capacities: 1328 GPM (178) CFM @500 RPM

Displacement: 266 US gallons per 100 revolutions

Working Pressure: to 70 psi (over 25 psi requires larger engine)

Flange Connections: 8" Raised Face ANSI, 150 lbs.

Flange connections included, stainless steel

Rated Speed: 0 - 500 RPM. Consult factory for recommended operating speeds

Rotors in: Helix four wing rotors, NBR standard, other materials available on request

Wet-Ends: ASTM A48 Class 30 gray iron

Shaft Material: Alloy Steel, AISI 4140

Gear Material: AGMA Class 8, SAE 1045

Gear Chamber: SAE 85W90 gear oil (3.0 quarts)


Quench Chamber: SAE 85W90 gear oil (3.5 quarts)

Mechanical Seals: Duronit vs. Duronit cartridge seal

Vibration: Pumps and motors operate at any point within their operating range without undue noise and vibration

Top and Bottom Housing Segments: ASTM A48 Class 30 gray iron. Segments adjustable based on wear.

Optional Equipment: Site or DOT highway trailer, Instrument panel system with low vacuum shutdown system (LOV), automatic remote start/stop, HANS (Holland Automatic Notification System), sound enclosure.



GEAR SPECIFICATIONS

PTO Gear Reduction: 3.75 to 1

Gear oil: SAE85W90 (1.3 Quarts)

ENGINE SPECIFICATIONS

Model: Perkins 800 Series 804D-33, Tier 3

Type: 4 Cylinder, 4 Stroke, Liquid Cooled Diesel Engine

Displacement: 3.3 L (201 cu.in.)

Governor: Mechanical

Lubrication: Forced Circulation

Air Cleaner: Dry Type with Replaceable Element

Lube Oil Capacity: 2.20 U.S. gal (8.3L)

Coolant Capacity: 4 U.S. gal (15.1L)

Fuel Tank: Integral 114 U.S. Gallon Capacity (#2 Diesel Fuel)

Full Load Operating Time: 60 Hours Minimum

Starter: 12 Volt

Standard Features: Skid, Standard Instrument Panel: Engine Temperature and Low Oil Pressure with optional Gauge, Key Start, and Hour Meter

Optional Features: Site or DOT Highway Trailer, Automatic Remote Start/Stop, HANS (Holland Automatic Notification System), NEMA 4 Instrument Package Covering: Air Filter, Fuel Filter, Engine Temperature, Fuel Level, Engine Oil Pressure, Hour Meter, Amp Meter

Coupling: Stromag coupling

Perkins Published Performance: Power: 63 BHP Continuous @ 2500 RPM



© Copyright by Holland Pump Company 2011

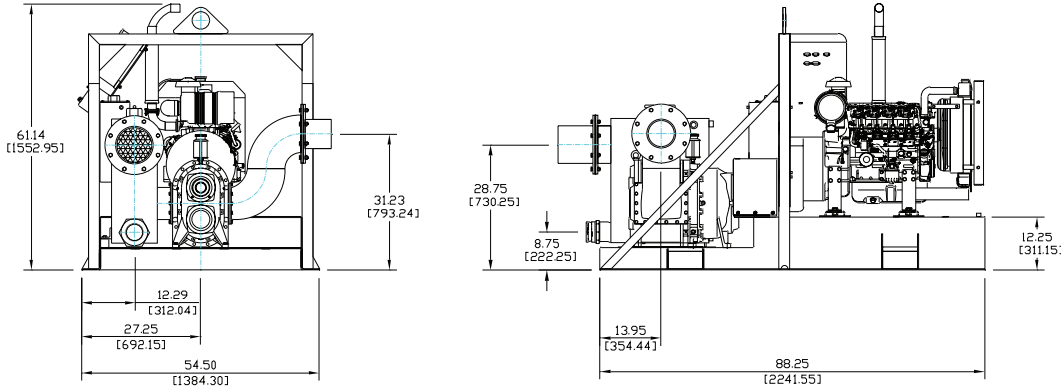
**10" Rotary Pump
Model W10R - P804D33
Size 10" Rotary Pump**

Holland® Pump Company
Corporate Office: 2610 Sidney Lanier Drive
Brunswick, Georgia 31525
Phone 912-466-0304
1-888-997-PUMP
www.hollandpump.com

Approximate Dimensions

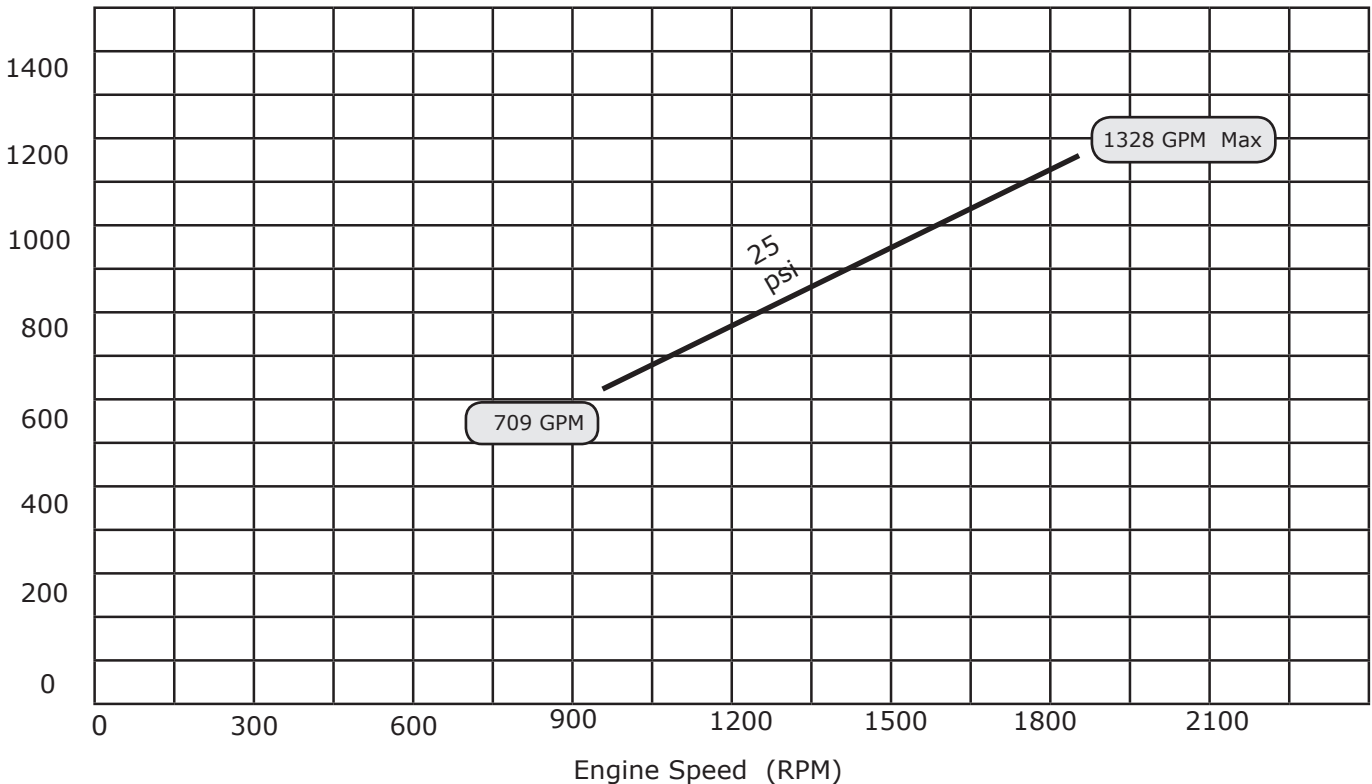
Powered by Perkins 804D-33 Diesel Engine

	<u>Skid Base</u>
Net Weight (lbs)	4450
Shipping Weight (lbs)	4550
Export Crate Size (cu. ft)	197



**Performance Curve Model: W10R - P804D33
Size: 10" Rotary Pump**

U.S. Gallons
Per Minute (GPM)
1600



The above curve is based on pumping clear water at 62 degrees with no lift required and no restrictions in the discharge.

* Measured in open area on concrete surface using Contractor Bureau test method.