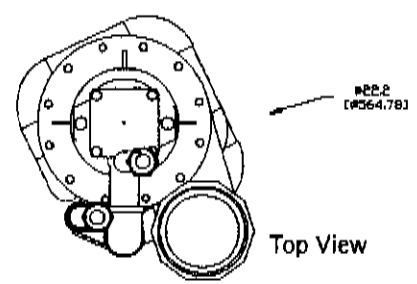


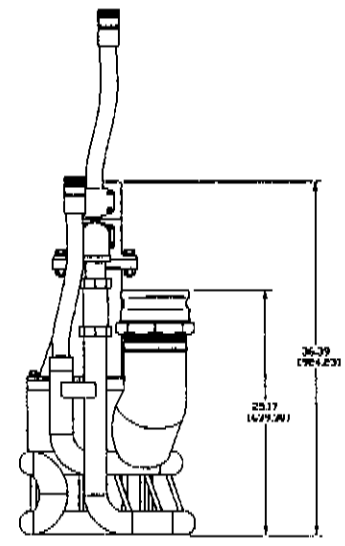
**6" Hydraulically Driven Submersible System
 Model H6MS - 6068T
 Size 6" Materials, Sludge Pump**

PUMP SPECIFICATIONS

- Size:** 6" Materials, Sludge Pump
- Volute:** Fabricated Steel (optional stainless steel and special abrasion resistant steel volutes are available)
- Impeller:** Recessed vortex, 6 Vane. Handles 3" diameter spherical solids (optional stainless steel and special abrasion resistant steel impellers are available)
- Impeller Shaft:** Stainless steel
- Seal:** Rotary Mechanical, oil-lubricated, carbon & ceramic (optional tungsten carbide and silicon carbide seals are available)
- Hydraulic System**
- Hydraulic Reservoir Level:** 50 gallon capacity with twin 10 micron spin-on oil filter
- Biodegradable Oil:** Furnished standard (optional petroleum base hydraulic oil available)
- Hydraulic Pump:** Denison vane type positive displacement pump with pilot operated Denison relief valve
- Hydraulic Motor:** Vickers vane type positive displacement motor
- Heat Exchanger:** Double row, SCH 40 pipe with integral intake basket (optional engine mounted oil cooler available)
- Hydraulic Hose:** 50' set of SAE 100R2, two wire braid high-pressure hose
- Pump Head Pressure Relief System:** Available as an option to protect system against improper connection or interruption of hydraulic oil flow from pump head to power unit
- Optional Equipment:** Skid unit; automatic oiler system to add engine makeup oil as required; cellular phone based pump monitoring system; automatic remote start and stop controller



Top View



Holland 6" Materials, Sludge Pump

ENGINE SPECIFICATIONS

- Model:** John Deere 6068T
- Type:** 6 Cylinder, 4 Stroke, Turbocharged, Liquid Cooled, Diesel Engine
- Displacement:** 6.8L (414 cu.in.)
- Governor:** Mechanical
- Lubrications:** Forced Circulation
- Air Cleaner:** Dry Type with Replaceable Element
- Lube Oil Capacity:** 5 U.S. Gallons
- Coolant Capacity:** 5 U.S. Gallons
- Fuel Tank:** Integral 240 U.S. Gallon Capacity (#2 Diesel Fuel)
- Full Load Operating Time:** 60 Hours Minimum @ 2000 PSI
- Starter:** 12 Volt

Standard Features: SAE 4 Flywheel Housing, SAE 11 1/2" Flywheel, SAE C Pump Adaptor; Murphy Safety Shut Down System Covering: Engine Temperature, Engine Oil Pressure, Hydraulic Oil Level, Hydraulic Oil Temperature & Engine Oil Level in "Auto-Oiler" reservoir

John Deere Published Performance:
 Maximum Continuous Power: 166 BHP(124kW) @ 2400 RPM
 Maximum Intermittent Power: 185 BHP(138kW) @ 2400 RPM

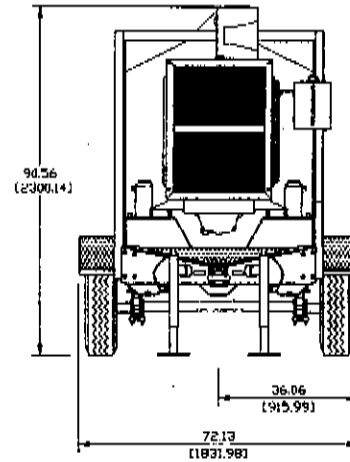
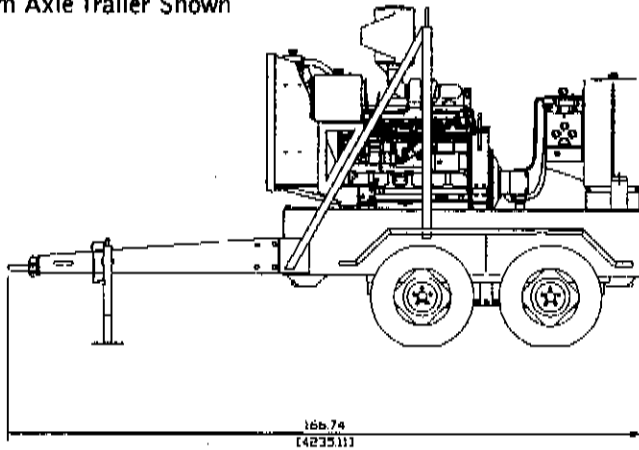
H6MS @ 2000 PSI	Capacity of Pump in U.S. Gallons per Minute (gpm) @ Continuous Performance
20' Head	1800
10' Head	2000

Specifications subject to change without notice

**6" Hydraulically Driven Submersible System
 Model H6MS - 6068T
 Size 6" Materials, Sludge Pump**

Approximate Dimensions

Powered by John Deere 6068T Engine
 Tandem Axle Trailer Shown



TOTAL HEAD

PSI FT

88- 200
 190
 80- 180
 170
 70- 160
 150
 60- 140
 130
 50- 120
 110
 40- 100
 90
 30- 80
 70
 60
 20- 50
 40
 10- 30
 20
 10
 0- 0

**Performance Curve Model: H6MS - 6068T
 Size: 6" Materials, Sludge Pump**

